

Atlas Explains

BIOMES

A **BIOME** IS A COMMUNITY OF PLANTS AND ANIMALS THAT LIVE TOGETHER. A BIOME COVERS A LARGE AREA THAT HAS A CERTAIN CLIMATE, OR PATTERN OF WEATHER AND SEASONS.



GRASSLAND

ONE TYPE OF BIOME IS A **GRASSLAND**. GRASS AND GRASS-EATING ANIMALS SUCH AS BISON AND ZEBRAS LIVE THERE.



SAVANNAH

A **SAVANNAH** IS A GRASSLAND WITH WIDELY SCATTERED TREES AND BUSHES.



ANIMALS THAT LIVE ON SAVANNAS INCLUDE ANTELOPES, ZEBRAS, CHEETAHS, HYENAS, LIONS, BIRDS AND REPTILES.

DESERT

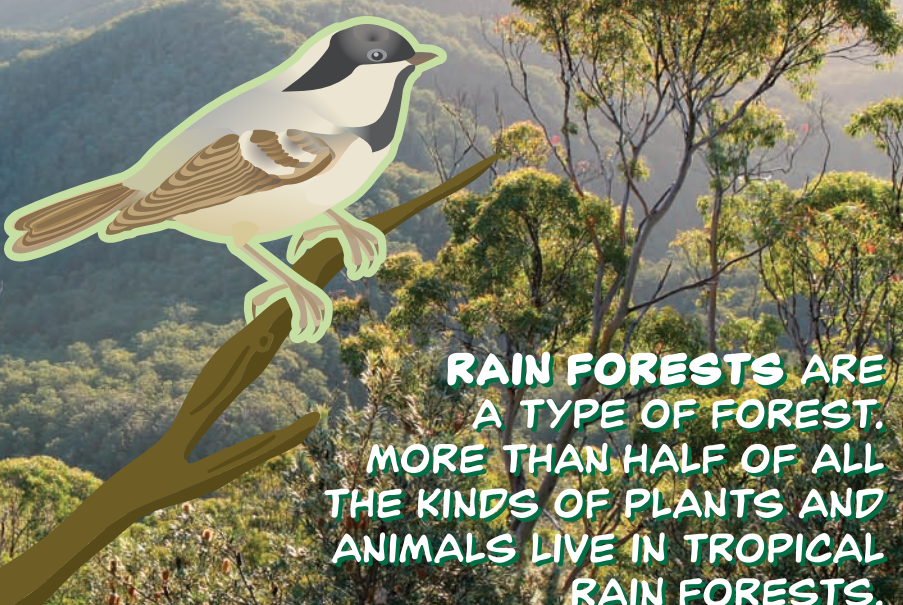
A **DESERT** IS A REGION WHERE THE SOIL IS SO DRY THAT FEW PLANTS CAN GROW. MOST DESERTS ARE VERY HOT, BUT SOME ARE VERY COLD.



THE WORLD'S BIGGEST DESERT IS THE SAHARA, IN NORTHERN AFRICA.

FOREST

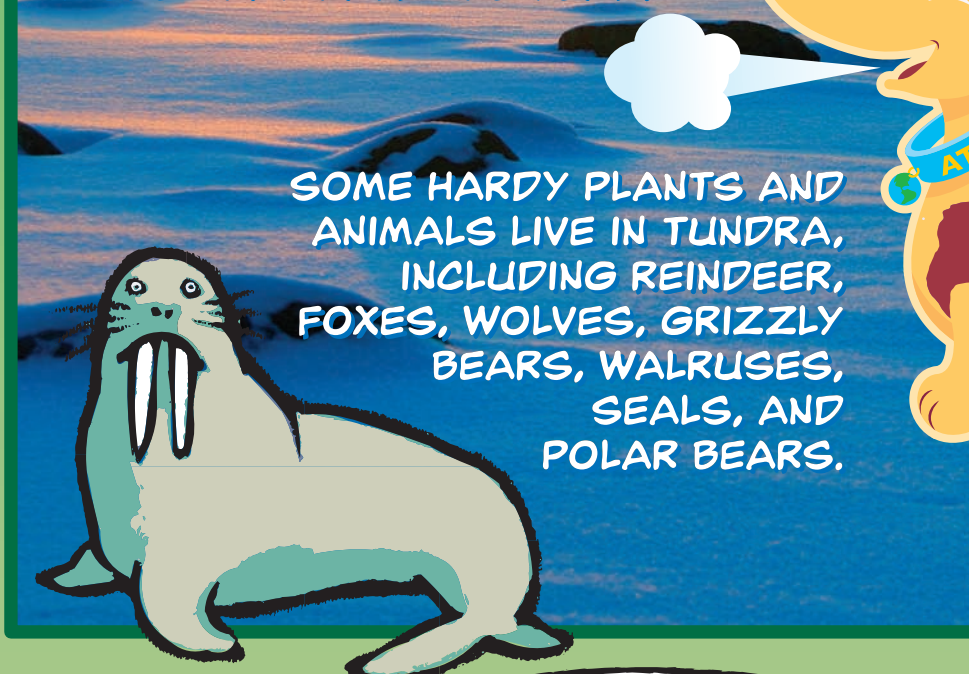
A **FOREST** IS A LARGE AREA OF LAND COVERED WITH TREES AND OTHER PLANTS.



RAIN FORESTS ARE A TYPE OF FOREST. MORE THAN HALF OF ALL THE KINDS OF PLANTS AND ANIMALS LIVE IN TROPICAL RAIN FORESTS.

TUNDRA


A **TUNDRA** IS A COLD, DRY REGION COVERED BY SNOW FOR MORE THAN HALF THE YEAR.



SOME HARDY PLANTS AND ANIMALS LIVE IN TUNDRA, INCLUDING REINDEER, FOXES, WOLVES, GRIZZLY BEARS, WALRUSES, SEALS, AND POLAR BEARS.

MANY PLANTS AND ANIMALS HAVE SPECIAL FEATURES THAT HELP THEM LIVE AND SURVIVE IN THEIR BIOME.

FOR EXAMPLE, **CACTUSES** LIVE IN **DESERTS**. THEIR FLESHY STEMS STORE WATER, AND THEIR SPINES PROTECT THEM FROM PLANT-EATING ANIMALS.



IN THE **TUNDRA**, A **POLAR BEAR'S** THICK, WHITE FUR KEEPS IT WARM AND HELPS IT BLEND INTO SNOWY SURROUNDINGS.



WE ALL LIVE IN **BIOMES**. YOU CAN HELP PRESERVE YOUR BIOME BY LEARNING HOW TO PROTECT THE PLANTS, ANIMALS, AND OTHER NATURAL RESOURCES IN YOUR AREA.



 WORLD BOOK

Find out more about BIOMES on *World Book Kids* at www.worldbookonline.com/kids/